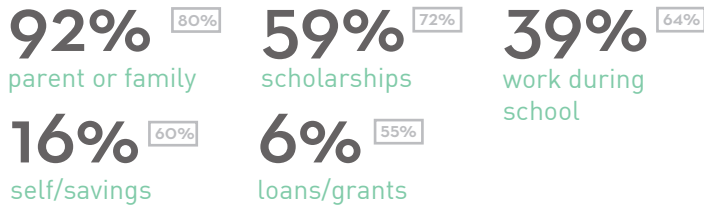
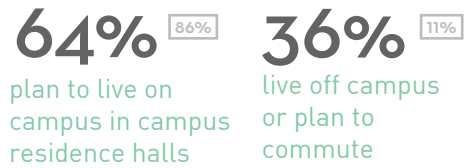


## FINANCE

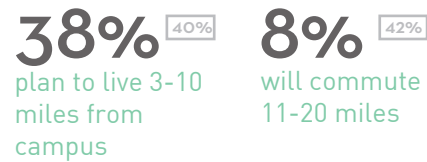
TOP 3 METHODS OF FINANCING EDUCATION



## LIVING



OF THOSE LIVING OFF CAMPUS OR COMMUTING... (n=24)



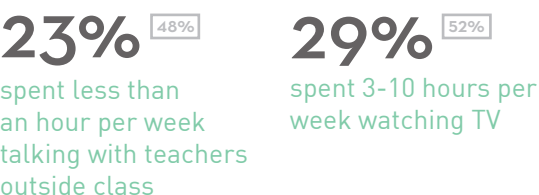

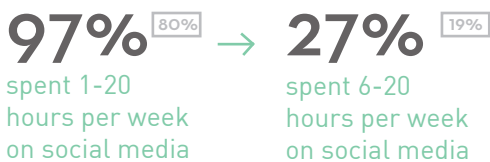
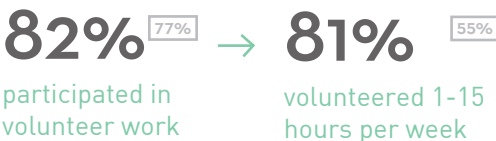
## IN HIGH SCHOOL

HOW STUDENTS SPEND THEIR TIME 

STUDYING OR DOING HOMEWORK




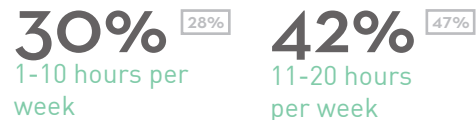
INVOLVEMENT, ACTIVITIES, LIFESTYLE



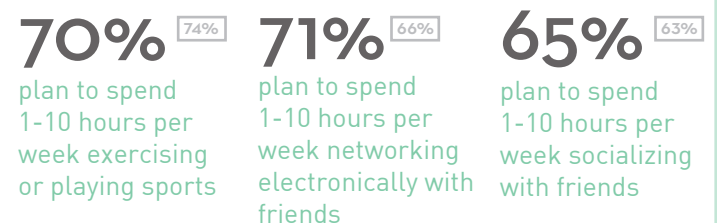
## IN COLLEGE

HOW STUDENTS PLAN TO SPEND THEIR TIME

STUDYING OR DOING HOMEWORK



INVOLVEMENT, ACTIVITIES, LIFESTYLE



Overall, there is still a disconnect on how students plan to spend their time in college compared to what will be expected of them. Students must change their study habits to allocate more time for studying.

# INTERNATIONAL STUDENTS

with the class of 2021 results

## COLLEGE GOALS

Students continue to choose the U for its top ranked programs, campus life opportunities, size, and wide variety of majors.

### DECIDING TO GO TO COLLEGE

**51%** 75%

indicated that getting a better job was important

*(VERY IMPORTANT ON A 5 POINT SCALE)*

**77%** 75%

want to learn more about things that interest them

**54%** 64%

want training for a specific career

### WHEN DO YOU PLAN TO GRADUATE FROM THE U OF M?

**88%** 89%

4 years

**9%** 7%

3 years

**1%** 2%

5 years

**1%** 1.5%

≥2 years

## MAJOR

**26%** 25%

know exactly what they want to major in and do not plan to change their mind

**74%** 75%

are at various levels of major exploration with 5% having no idea and needing help assessing interests

## TRANSITION TO COLLEGE

### TOPICS OF CONCERN

Concerns are similar to the Class of 2020, but to a lesser degree.

**73%** 49%

are concerned with academic coursework (doing well in class, workload)

**51%** 47%

have financial concerns (paying tuition, financial aid, managing money)

**50%** 32%

are concerned with staying healthy (nutritious, eating, physical fitness, healthy lifestyle)

**67%** 34%

registration for courses

### OTHER TOPICS

*(COMBINES VERY LIKELY AND LIKELY ON A 5 POINT SCALE)*

**54%** 61%

are likely/very likely to participate in a study abroad program

**60%** 55%

are likely/very likely to get tutoring or other academic support for specific courses

**26%** 25%

are likely/very likely to change career choice

**79%** 43%

expressed varying degrees of likelihood that they will seek personal counseling

**5%** 4%

are somewhat likely/very likely to take a temporary leave of absence

- **58%** making friends and meeting people
- **59%** living situation (residence hall life, roommate problems)
- **52%** developing skills (related to studying, note-taking and time management)
- **45%** finding a job while in school
- **48%** obtaining academic assistance (tutoring, study groups, writing support, etc.)
- **56%** being safe on campus (personal safety)
- **22%** homesickness

*(COMBINES VERY CONCERNED AND CONCERNED ON A 5 POINT SCALE)*