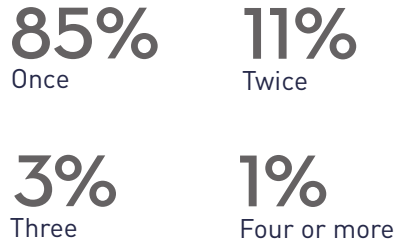


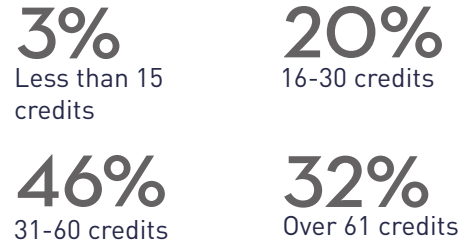
TRANSFER STUDENTS 2016

TRANSFER STUDENT CHARACTERISTICS

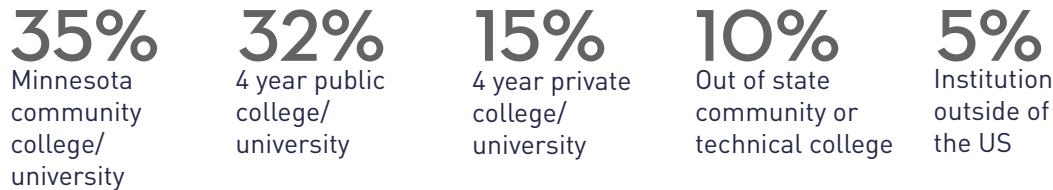
TIMES TRANSFERRED



CREDITS TRANSFERRED



TRANSFERRING FROM



TRANSITION TO THE U

TOPICS OF CONCERN (COMBINES VERY CONCERNED AND CONCERNED ON A 5 POINT SCALE)



- **37%** Are concerned with mental health (stress management, emotional health, anxiety and depression)
- **34%** Staying Healthy (nutritious eating, physical fitness, healthy lifestyle)
- **32%** Making friends and meeting people
- **30%** Deciding on a major/career path

OTHER TOPICS (COMBINES VERY LIKELY AND LIKELY ON A 5 POINT SCALE)

- **95%** Socialize with someone of another ethnic/racial group
- **92%** Make at least "B" average
- **90%** Discuss course content with other students outside of class
- **85%** Communicate regularly with their professors
- **65%** Work on a professor's research project
- **3%** Take a temporary leave of absence

CHOOSING THE U



DECIDING TO GO TO COLLEGE (COMBINES VERY IMPORTANT/IMPORTANT ON A 4 POINT SCALE)

- **98%** Want to learn more about things that interest them
- **96%** Say that getting a better job is very important
- **92%** Want training for a specific career
- **92%** To gain general education and appreciation of ideas

MAJOR



TRANSFER STUDENTS 2016

LIVING

38%
plan to live off campus in an apartment

28%
plan to live off campus in a house

16%
plan to live in a campus residence hall

13%
plan to live in a campus owned apartment or house (on or off campus)

DISTANCE FROM CAMPUS

- **39%** On campus or less than 1 mile
- **18%** 1-2 miles
- **23%** 3-10 miles
- **14%** 11-20 miles
- **6%** 21 miles or more

TIME MANAGEMENT

HOW STUDENTS PLAN TO SPEND THEIR TIME

Studying or doing homework

43%
11-20 hours per week

24%
1-10 hours per week

24%
21-30 hours per week

8%
31-40 hours per week

Involvement, activities, lifestyle

76%
plan on finding employment on or off campus

73%
plan to pursue internship opportunities

67%
plan to get involved with student groups

57%
plan to get involved with volunteer organizations

56%
plan to pursue research opportunities

CONFIDENCE

STUDENTS ARE CONFIDENT IN THEIR ABILITY TO...

(COMBINES VERY CONFIDENT AND CONFIDENT ON A 5 POINT SCALE)

90%
set goals and strive to achieve them

89%
think critically to solve problems

87%
be a successful college student

87%
understand what professors expect

- **85%** Communicate effectively with others
- **84%** Understand their strengths
- **80%** Adjust to the academic demands of college
- **79%** Develop effective study skills

FINANCE

TOP 3 METHODS OF FINANCING EDUCATION

63%
work during school

60%
parent or family

56%
scholarships/loans

AFTER GRADUATION

37%
plan to continue their education in professional or graduate school

37%
plan to start working in the career they've chosen

20%
plan to start working, but are unsure of what their career will be

5%
plan to take a break before working or going back to school

ABOUT

These results are from the 2016 Pre-Orientation survey. Data was pulled in June 2016. There were 1,369 responses which represents approximately 68% of the Transfer/NAS cohort.