

TELL US ABOUT YOURSELF

SURVEY RESULTS



COLLEGE GOALS

Students continue to choose the U for its top ranked programs, campus life opportunities, size, and wide variety of majors.

DECIDING TO GO TO COLLEGE

96.8%

indicated that getting a better job was very important

97.4%

want to learn more about things that interest them

90.9%

want training for a specific career

(COMBINES VERY IMPORTANT AND IMPORTANT ON A 5 POINT SCALE)

WHEN DO YOU PLAN TO GRADUATE FROM THE U OF M?

89%

4 years

7.7%

3 years

1.8%

5 years

1.3%

≤ 2 years

MAJOR

25%

know exactly what they want to major in and do not plan to change their mind

75%

are at various levels of major exploration with 5% having no idea and needing help assessing interests

TRANSITION TO COLLEGE

TOPICS OF CONCERN

Concerns are similar to the Class of 2022, but to a lesser degree.

47.1%

are concerned with academic coursework (doing well in class, workload)

45.3%

have financial concerns (paying tuition, financial aid, managing money)

30.1%

are concerned with staying healthy (nutritious eating, physical fitness, healthy lifestyle)

33.3%

are concerned with deciding on a major/career path

32.6%

are concerned with mental health (stress management, emotional health, anxiety, and depression)

33.5%

are concerned with registration for courses

- **27%** making friends and meeting people
- **25.9%** living situation (residence hall life, roommate problems)
- **25.1%** developing skills (related to studying, note-taking and time management)
- **20.5%** finding a job while in school
- **16.4%** obtaining academic assistance (tutoring, study groups, writing support, etc.)
- **16.5%** being safe on campus (personal safety)
- **16.6%** loneliness

(COMBINES VERY CONCERNED AND CONCERNED ON A 5 POINT SCALE)

OTHER TOPICS

(COMBINES VERY LIKELY AND LIKELY ON A 5 POINT SCALE)

62.9%

are likely/very likely to participate in research

60.7%

are likely/very likely to participate in a study abroad program

45.9%

are likely/very likely to seek personal counseling

1.5%

are likely/very likely to take a temporary leave of absence

56.6%

are likely/very likely to get tutoring or other academic support for specific courses

26.9%

are likely/very likely to change career choice

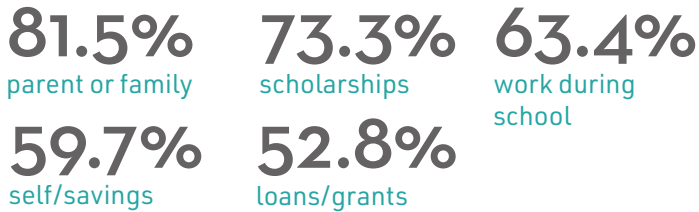
ABOUT

These results are from the 2019 Tell Us About Yourself Pre-Orientation survey. Data was pulled on May 20, 2019. There were 5,739 responses which represents approximately 90% of the Class of 2023 (those who confirmed their enrollment).

FINANCE



TOP 3 METHODS OF FINANCING EDUCATION



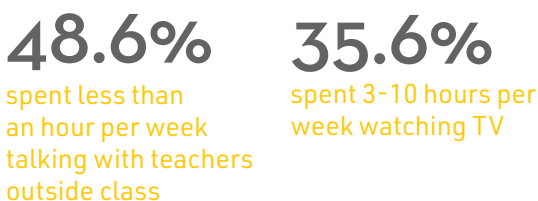


IN HIGH SCHOOL

HOW STUDENTS SPEND THEIR TIME

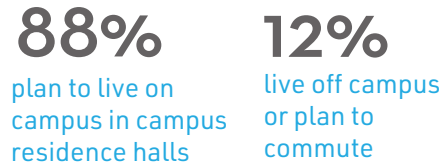
STUDYING OR DOING HOMEWORK



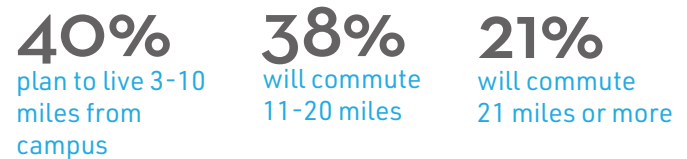
INVOLVEMENT, ACTIVITIES, LIFESTYLE



LIVING




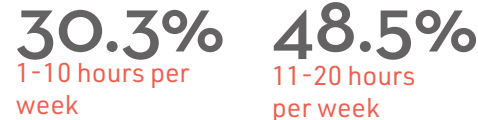
OF THOSE LIVING OFF CAMPUS OR COMMUTING... (n=595)



IN COLLEGE

HOW STUDENTS PLAN TO SPEND THEIR TIME

STUDYING OR DOING HOMEWORK



INVOLVEMENT, ACTIVITIES, LIFESTYLE



Overall, there is still a disconnect on how students plan to spend their time in college compared to what will be expected of them. Students must change their study habits to allocate more time for studying.