


# INTERNATIONAL TRANSFER STUDENTS 2019

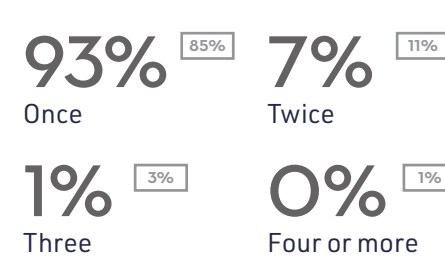


## TRANSFER STUDENT CHARACTERISTICS

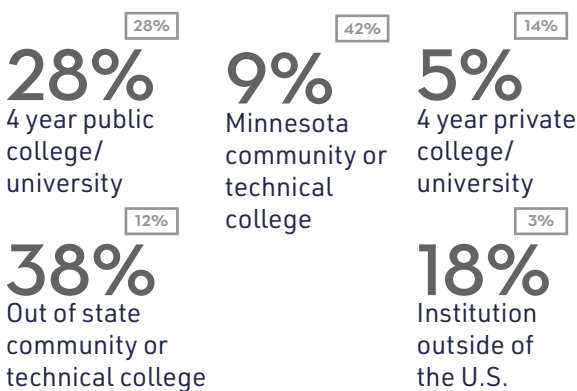
### AGE



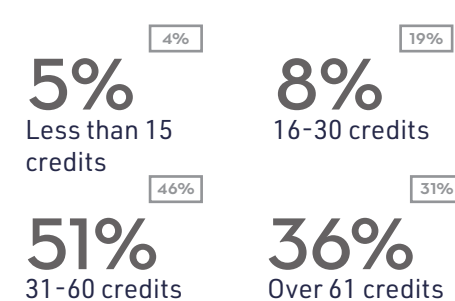
### TIMES TRANSFERRED



### TRANSFERRING FROM



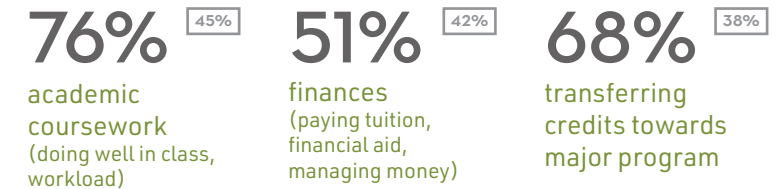
### CREDITS TRANSFERRED



## TRANSITION TO THE U

### TOPICS OF CONCERN

(COMBINES VERY CONCERNED AND CONCERNED ON A 5 POINT SCALE)



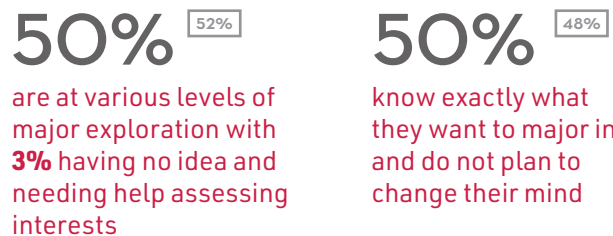
- 54% are concerned with mental health [33%] (stress management, emotional health, anxiety and depression)
- 59% deciding on a major/career path [26%]
- 48% eating nutritiously [25%]
- 52% making friends and meeting people [25%]

### STUDENT EXPECTATIONS

(COMBINES VERY LIKELY AND LIKELY ON A 5 POINT SCALE)

- 89% socialize with someone of another ethnic/racial group [95%]
- 86% make at least "B" average [91%]
- 84% discuss course content with other students outside of class [87%]
- 89% communicate regularly with their professors [85%]
- 85% work on a professor's research project [66%]
- 9% take a temporary leave of absence [3%]

## MAJOR



## CHOOSING THE U

Students choose the U for its top ranked programs, campus life opportunities, size, and outstanding professors.

### DECIDING TO GO TO COLLEGE (COMBINES VERY IMPORTANT/IMPORTANT ON A 4 POINT SCALE)

- 97% want to learn more about things that interest them [97%]
- 94% say that getting a better job is very important [96%]
- 92% want training for a specific career [91%]
- 93% to gain general education and appreciation of ideas [93%]

# INTERNATIONAL TRANSFER STUDENTS 2019



## LIVING

**57%** 47%  
plan to live off campus with roomates or alone

**4%** 27%  
plan to live off campus with family

**16%** 10%  
plan to live in a campus owned apartment or house (on or off campus)

**21%** 12%  
plan to live in a campus residence hall

### DISTANCE FROM CAMPUS

- **36%** On campus or less than 1 mile [21%]
- **34%** 1-2 miles [29%]
- **25%** 3-10 miles [27%]
- **4%** 11-20 miles [17%]
- **1%** 21 miles or more [6%]

## TIME MANAGEMENT

### HOW STUDENTS PLAN TO SPEND THEIR TIME

#### Studying or doing homework

**36%** 41%  
11-20 hours per week

**27%** 27%  
1-10 hours per week

**30%** 23%  
21-30 hours per week

**7%** 8%  
31-40 hours per week

#### Involvement, activities, lifestyle

**61%** 72%  
plan on finding employment on or off campus

**79%** 74%  
plan to pursue internship opportunities

**67%** 61%  
plan to get involved with student groups

**61%** 55%  
plan to pursue research opportunities

**61%** 47%  
plan to get involved with volunteer organizations

## CONFIDENCE

### STUDENTS ARE CONFIDENT IN THEIR ABILITY TO...

(COMBINES VERY CONFIDENT AND CONFIDENT ON A 5 POINT SCALE)

**80%** 87%  
set goals and strive to achieve them

**68%** 84%  
communicate effectively with others

**77%** 85%  
be a successful college student

**77%** 80%  
understand their strengths

- **75%** think critically to solve problems [86%]
- **70%** understand what professors expect [85%]
- **76%** adjust to the academic demands of college [80%]
- **77%** develop effective study skills [79%]

## FINANCE

### TOP 3 METHODS OF FINANCING EDUCATION

**96%** 61%  
parent or family

**34%** 60%  
work during school

**54%** 53%  
scholarships/loans

## AFTER GRADUATION

**31%** 38%  
plan to start working in the career they've chosen

**32%** 32%  
plan to continue their education in professional or graduate school

**28%** 24%  
plan to start working, but are unsure of what their career will be

**9%** 6%  
plan to take a break before working or going back to school

## ABOUT

These results are from the 2019 Pre-Orientation survey. Total of 244 responses from incoming, confirmed transfer students.

Percentages in grey represent all 2019 Pre-Orientation transfer student survey data.